

Accessing & Viewing the F-1/J-1 Regulation Basics Workshop

This workshop provides students with the basic rules and limitations of their F-1 or J-1 Student Visa and must be viewed prior to arriving to the university.

Students will not be able to register for class until after they have verified that they viewed the F-1/J-1 Regulation Basics Workshop.

To access the F-1/J-1 Regulation Basics Workshop, please visit: <http://jnet.tamuk.edu>

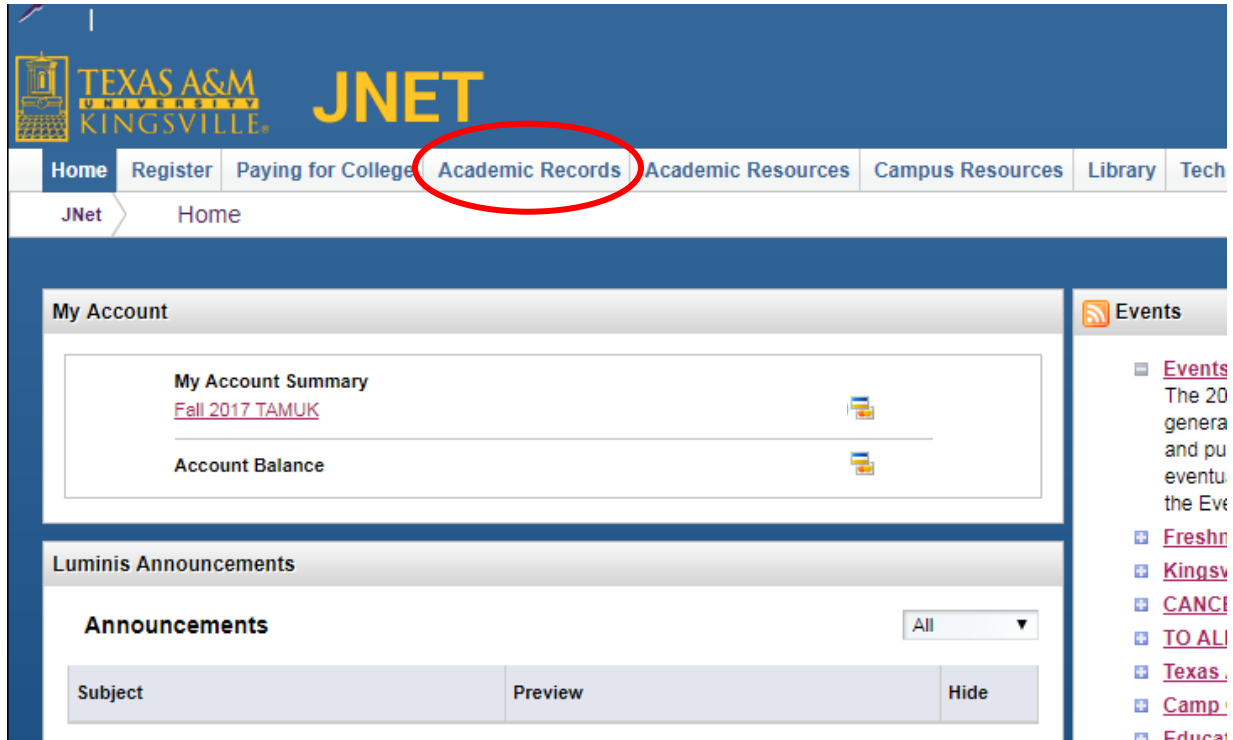
Sign in to your JNet Portal using your University User Name and password.

(If you require assistance signing into JNet, please call iTech Support at 361-593-4357)

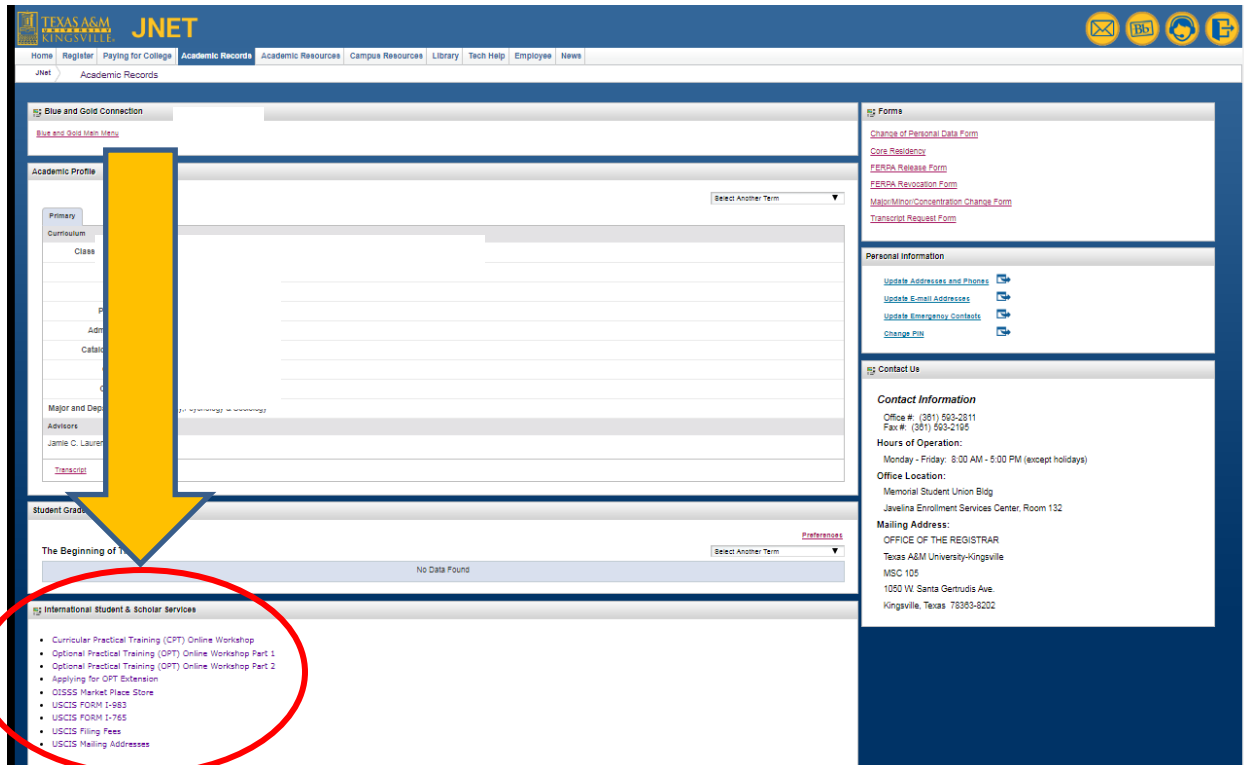
The screenshot shows the JNet Portal login page for Texas A&M University Kingsville. The header includes the university logo and the text "Welcome to JNet" and "You have requested login to JNetPortalPROD". The main content area is divided into three sections:

- Sign in to your account:** A red circle highlights the sign-in fields. The username field contains "kuabc000" and the password field is masked with dots. A "Sign In" button is located below the fields. A link for "Forgot your password?" is also present.
- iTech Support Services:** Provides the contact number "361-593-4357 (HELP) 24/7".
- Other Links:** Includes links for "iTech Website" and "University Homepage".
- Important Dates:** A calendar-style list of key dates for F17 students:
 - Aug 30: F17-Permission to register/change courses required
 - Aug 30: F17 1st 8wk-NO REGISTRATION AFTER THIS DATE
 - Sep 4: F17 - Labor Day Holiday
 - Sep 5: F17-Deadline for student to submit Change of Name
 - Sep 6: F17 1st 8wk-Final Day for Non-Funded Registration
 - Sep 8: F17-NO REGISTRATION AFTER THIS DATE (Census Date)
 - Sep 9: F17-Three-peat charges are added

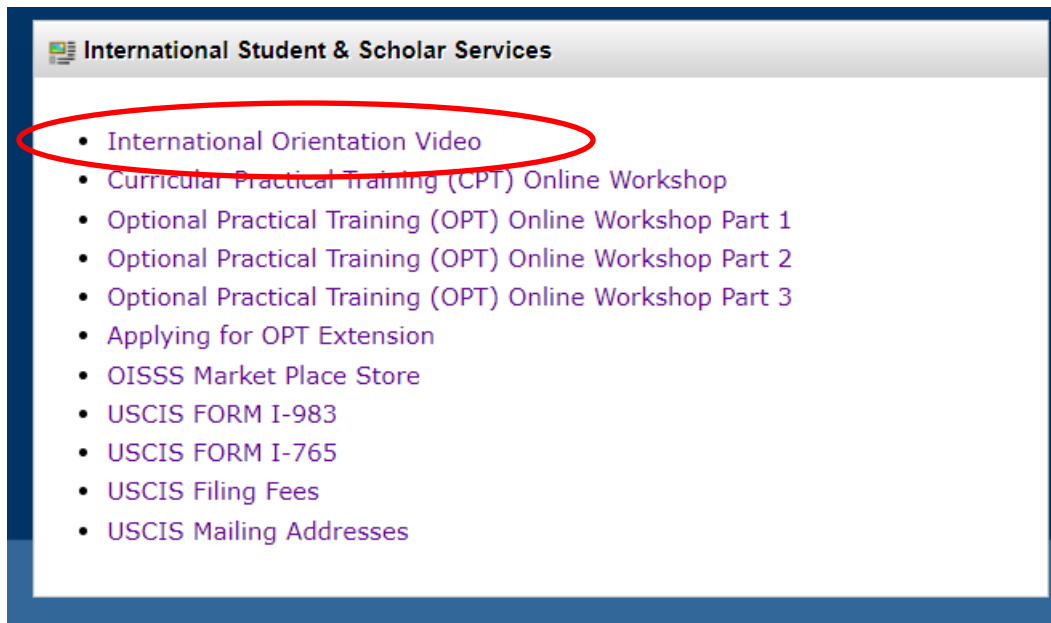
Click on the tab labeled “Academic Records”:



Scroll down to the “International Student & Scholar Services” section on the page:



In this section, click on the first link titled: **International Orientation Video**



International Student & Scholar Services

- **International Orientation Video**
- Curricular Practical Training (CPT) Online Workshop
- Optional Practical Training (OPT) Online Workshop Part 1
- Optional Practical Training (OPT) Online Workshop Part 2
- Optional Practical Training (OPT) Online Workshop Part 3
- Applying for OPT Extension
- OISSS Market Place Store
- USCIS FORM I-983
- USCIS FORM I-765
- USCIS Filing Fees
- USCIS Mailing Addresses

The F-1/J-1 Regulation Basics Workshop consists of (1) 13-minute video and can viewed and re-viewed at any time. We recommend that students watch the video as many times as necessary to get themselves familiar with the rules of regulations of maintaining their F-1 or J-1 student status *prior to arriving to the U.S.* to enroll in school.



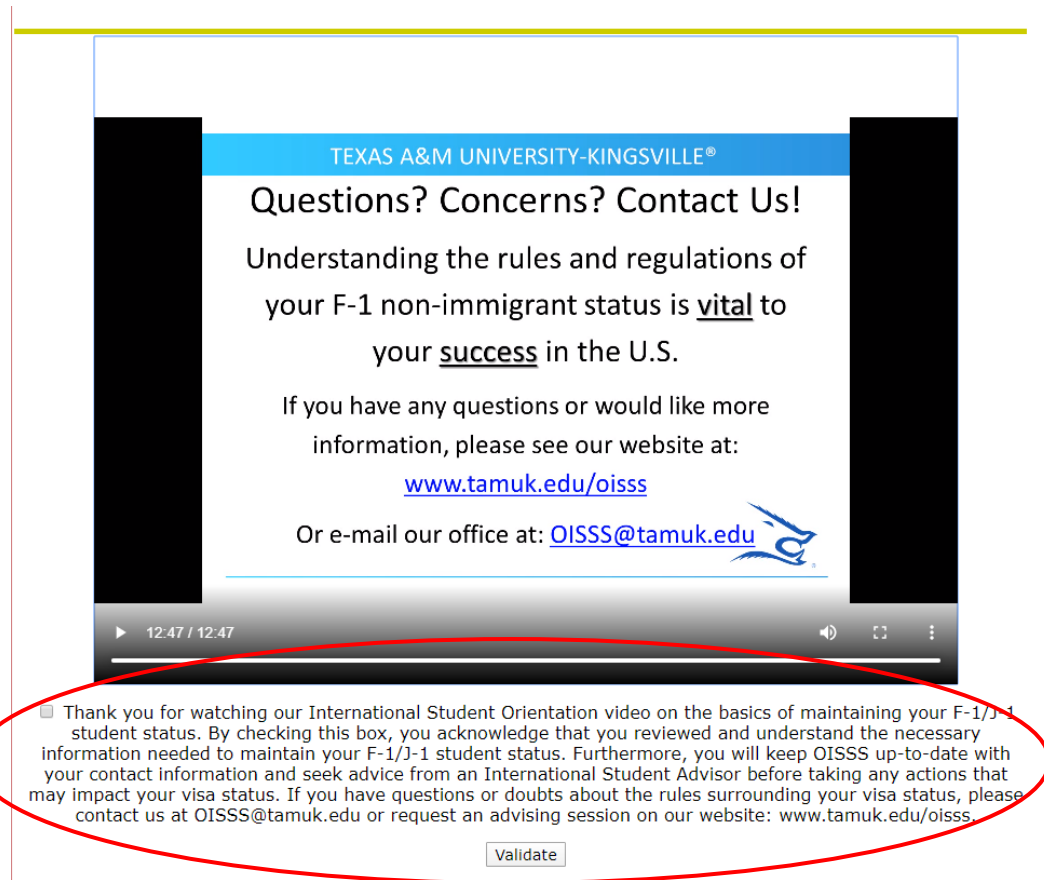
TEXAS A&M UNIVERSITY-KINGSVILLE®

**F-1 Basics for
New & Transferring Students**

Office of International Student & Scholar Services
Phone: 361-593-3317
Email: OISSS@tamuk.edu
Website: www.tamuk.edu/OISSS

0:00 / 12:47

After viewing the video, students must check the box at the bottom of the screen to acknowledge that they have viewed the workshop video.



TEXAS A&M UNIVERSITY-KINGSVILLE®

Questions? Concerns? Contact Us!

Understanding the rules and regulations of your F-1 non-immigrant status is vital to your success in the U.S.

If you have any questions or would like more information, please see our website at: www.tamuk.edu/oiss

Or e-mail our office at: OISSL@tamuk.edu

12:47 / 12:47

Thank you for watching our International Student Orientation video on the basics of maintaining your F-1/J-1 student status. By checking this box, you acknowledge that you reviewed and understand the necessary information needed to maintain your F-1/J-1 student status. Furthermore, you will keep OISSL up-to-date with your contact information and seek advice from an International Student Advisor before taking any actions that may impact your visa status. If you have questions or doubts about the rules surrounding your visa status, please contact us at OISSL@tamuk.edu or request an advising session on our website: www.tamuk.edu/oiss.

Validate

Once students check the box and click the “Validate” button, the OISSL will receive a notification verifying that the video has been viewed by the student and their registration hold for “Orientation” will be removed.

Students may view and re-view this video as often as they would like and are encouraged to do so, even after validation.

If you have any questions regarding these instructions or would like more information about joining TAMUK as a new international student, please contact our office at OISSL@tamuk.edu.

Students may also request a [Virtual Advising Session](#) with an International Student Advisor on our website: <https://www.tamuk.edu/OISSL>