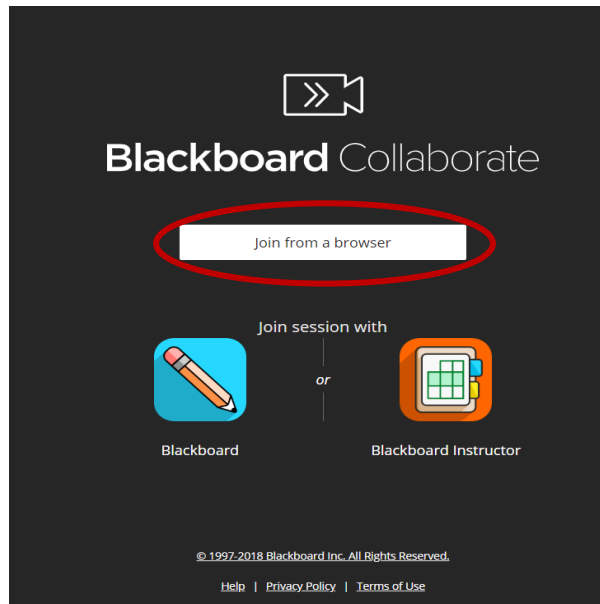


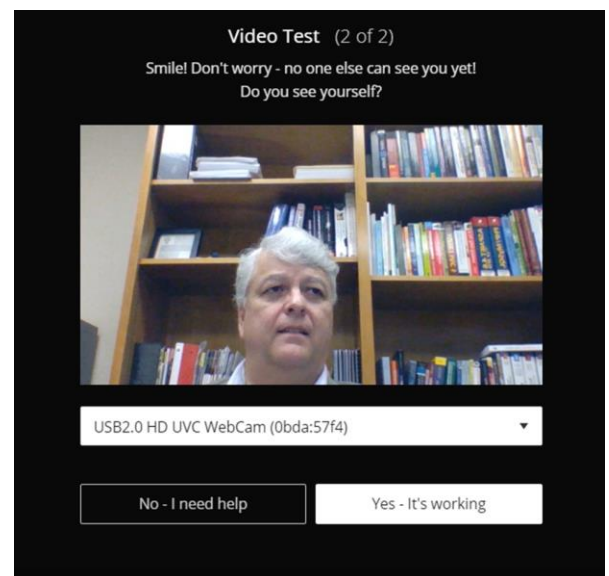
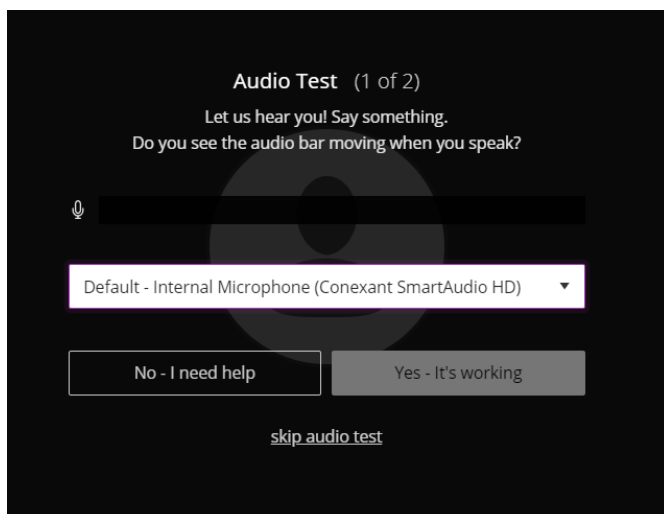
Instructions to access the MBA Live Chat

MBA Live Chats at Texas A&M University Kingsville are run using Blackboard Collaborate Ultra. You do not need a Blackboard account to participate, you just need to follow these very simple steps:

1. Click on the link for the desired date and time. For better results use **Google Chrome** or **Mozilla Firefox** browsers.
2. On the Blackboard Collaborate screen click on the **“Join from a browser”** button



3. If this is your first time using *Blackboard Collaborate Ultra* you will have to setup your audio and video by clicking on the **“Yes – It’s working”** button on the following two screens.



4. After a brief time, you will be connected to the Session.
5. Make sure to turn on your microphone and camera by clicking on the corresponding icons on the bottom of your screen (see figure below), that way your MBA Adviser could see you and hear you.



6. Enjoy the chat with your MBA adviser!