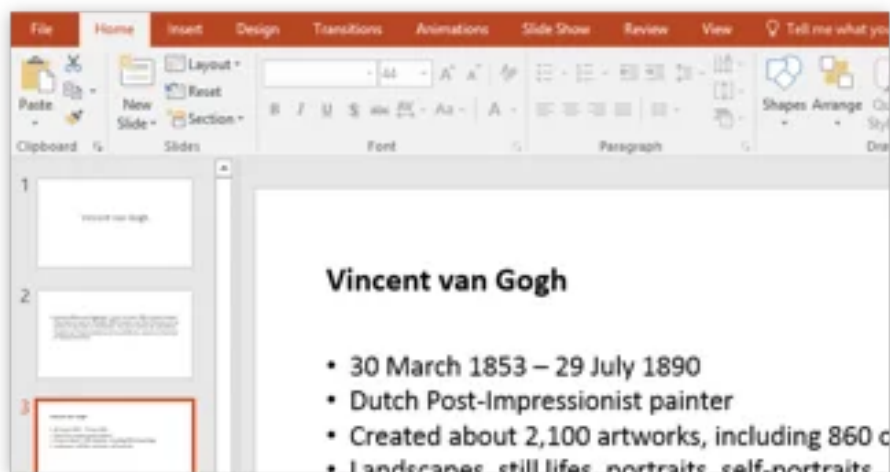


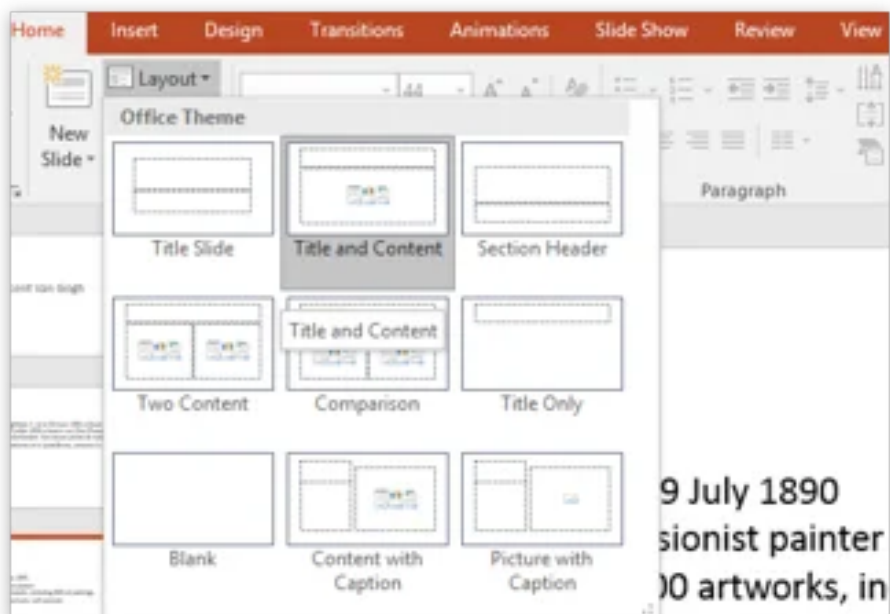
How to fix PPT layout (AI-created PPTs)

Step 4: Add titles using Microsoft PowerPoint 2016

1. Open the original in Microsoft PowerPoint 2016.
2. Click the first slide which contains a title.



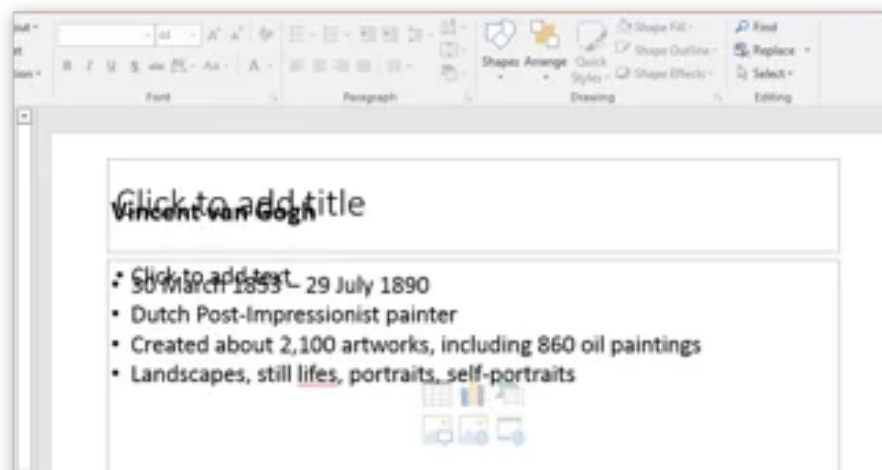
3. On the **Home** tab, click on **Layout**. A list of slide layouts appears. As your slide contains a title, choose one of the layouts that best fits the structure of your slide.



4. If the already existing title and content show up nicely within the provided title and content boxes, it means the slide uses the layout correctly.



5. If an empty title and text box appear on top of the already existing text boxes, it means the title and text have to be transferred to these boxes. Transfer the text for the title to the title box and content to the content boxes.



6. Repeat these steps for all the slides that appear to have titles and **save** the document.