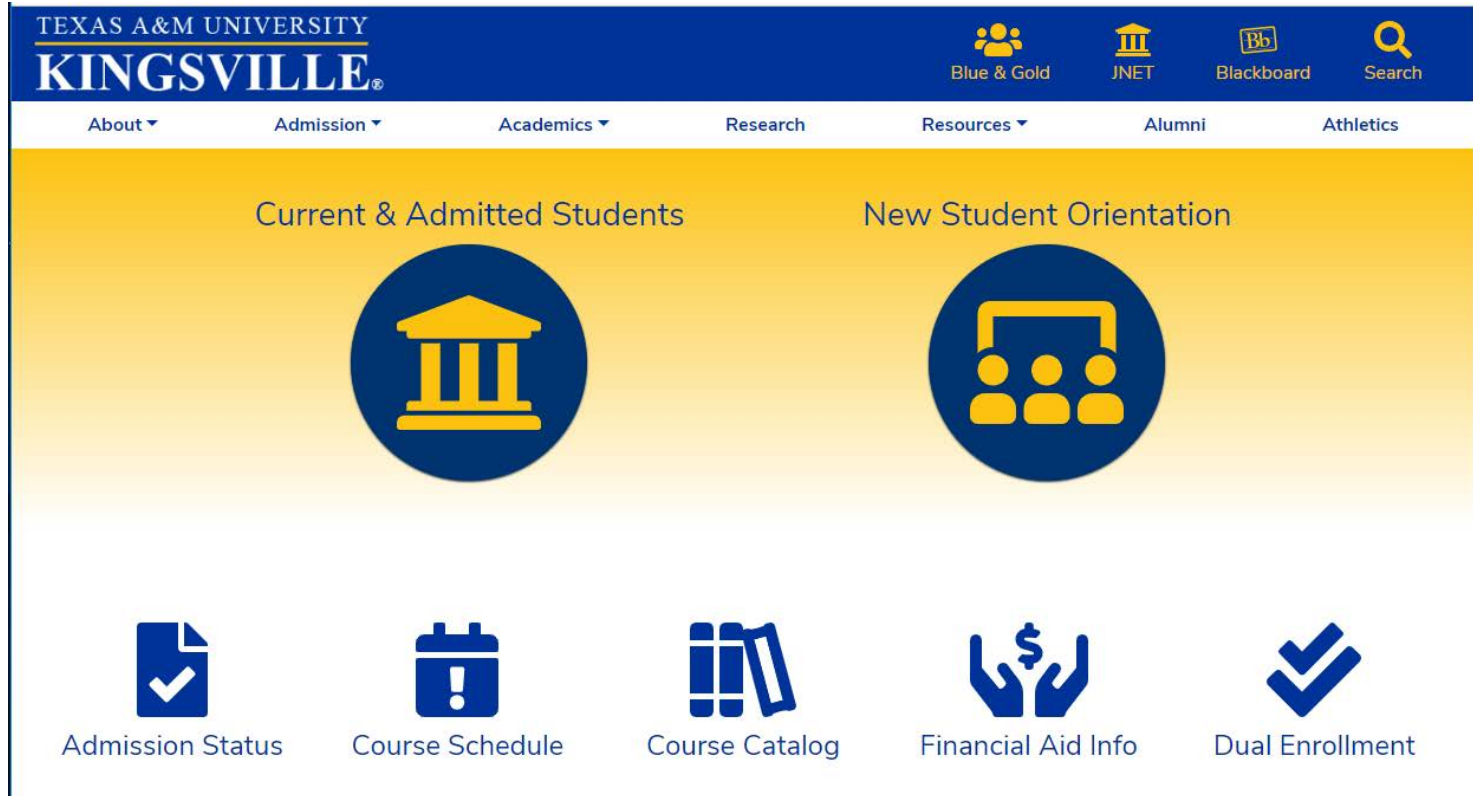


Login to Blue & Gold Connection

- 1) Go to Blue & Gold at <https://www.tamuk.edu/bluegold/>
- 2) Log in by clicking on the *Current & Admitted* button.



The screenshot shows the top navigation bar of the Texas A&M University Kingsville website. The header includes the university logo and name on the left, and navigation links for Blue & Gold, JNET, Blackboard, and Search on the right. Below the header is a secondary navigation bar with links for About, Admission, Academics, Research, Resources, Alumni, and Athletics. The main content area features two large buttons: "Current & Admitted Students" with a building icon and "New Student Orientation" with a group of people icon. Below these are five smaller icons representing "Admission Status", "Course Schedule", "Course Catalog", "Financial Aid Info", and "Dual Enrollment".



TEXAS A&M UNIVERSITY KINGSVILLE®

Welcome to JNET

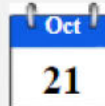
You have requested login to JNET

Sign in to your account

Sign In

[Create your password.](#)
[Forgot your password?](#)

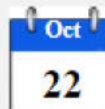
Important Dates



Registration Begins for Winter 2019 Intersession (8 am)



Priority Registration begins for Spring 2020. (Priority One group)



Priority Registration begins for Spring 2020 (8 am) (Post Baccalaureate Seniors 90-120+ earned hours)



Priority Registration begins for Spring 2020 (8 am) (Juniors 60-89 earned hours)

- 3) Enter your KU Number (for example, KUABC123) and your password
- 4) Go to Academic Records and Click on *Blue and Gold Main Menu*

The screenshot shows the JNET website interface. At the top left is the Texas A&M University Kingsville logo and the text "JNET". To the right are icons for email, Blackboard, social media, and a home button. Below the logo is a navigation menu with links: Home, Register, Paying for College, Academic Records (highlighted), Academic Resources, Campus Resources, Library, Tech Help, and News. Under "Academic Records", there is a sub-menu with "JNet" and "Academic Records". The main content area is divided into two columns: "Blue and Gold Connection" with a link to "Blue and Gold Main Menu", and "Forms" with links for "Change of Personal Data Form" and "Core Residency".

5) You will then be taken to the Main Menu Page.

Main Menu

Check your Admission Status

View the status of your submitted applications.

Personal Information

Update addresses, contact information or marital status; review name or social security number change information; Change your PIN; Customize your directory profile.

Apply to Graduate

Online Graduation Application for Students - [BETA](#).

View Application to Graduate

View graduation applications here - [BETA](#).

Student & Financial Aid

Apply for Admission, Register, View your academic records and Financial Aid

Registration

Check your registration status, class schedule and add or drop classes

MoneyConnect Login

MoneyConnect, TAMUK's new online payment system, is available for your convenience to make payments and set-up payment plans.

Orientation Registration (Kingsville Campus Only)

Register for Hoggie Days or Transfer Thursdays orientation events.

Javelina Camp Registration (Kingsville Campus Only)

Register for a Javelina Camp event.

International Student Orientation Registration (Kingsville Campus Only)

Register for an International Student Orientation event.

TAMUK Collegiate Link

Student activities, elections, etc.

DegreeWorks for Students (Kingsville Campus Only)

DegreeWorks is a tool to help you track progress toward degree completion. DegreeWorks looks at degree requirements and the coursework completed to produce a status report. The report is divided into blocks of requirements, and checkboxes show what courses and requirements are complete.

iTech Menu

Online Housing Agreement